

## Travel

- + Lightest outboards in their power class, from 15.5 to 17.3 kg complete
- + Highest overall efficiency
- + Quietest electric outboard
- + Most dynamic motor response
- + Onboard computer with GPS, remaining range, charge status and additional functions
- + Easy handling, fast battery swaps, simple to transport

Tender / Dinghies / Daysailers  
 Travel 603: boats up to 1 ton  
 Travel 1103 C: boats up to 1.5 tons



### The freedom to Travel

Travel motors have been delighting boaters with their outstanding efficiency, useful technology and easy-to-use design for more than 16 years. The Travel 1103 and Travel 603 motors are the lightest, quietest outboards in their respective power classes and come with a high-performance lithium-ion battery and a built-in onboard computer with GPS, remaining range and charge status - everything you need to know at a glance. Travel motors boast a durable direct-drive motor, industrially engineered to provide superior efficiency and the most dynamic motor response. The Travel 1103 comes with a high-capacity 915 Wh battery but is still easy to handle at just 17.3 kg complete. Racing yachts and other weight-sensitive applications may prefer the Travel 603 at just 15.5 kg, complete. Its 500 Wh, 4.2 kg battery even floats!



TRAVEL 603

TRAVEL 1103 C

### High performance, speed and range

Dependent on factors such as type of boat, load, propeller and ambient conditions. Figures for speed and range are indicative only and are not a guarantee of performance.

	Travel 603	Travel 1103
<b>As tested on a one-class racing sailboat</b>	7.1 km/h - 0:50 hr 5.8 km/h - 1:50 hr 3.0 km/h - 5:00 hr	8.2 km/h - 0:50 hr 5.8 km/h - 3:20 hr 3.0 km/h - 9:00 hr
<b>As tested on a fishing boat</b>	7.9 km/h - 0:55 hr 6.1 km/h - 1:45 hr 3.9 km/h - 5:20 hr	9.3 km/h - 0:50 hr 6.9 km/h - 2:17 hr 3.9 km/h - 9:10 hr



### **i** What's inside your battery (and why it matters)

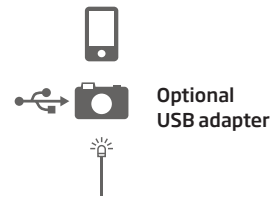
Battery cell type might be the most important factor when selecting an electric outboard. Travel batteries use high-quality, individually welded, cylindrical steel safety cells equipped with multiple safety mechanisms made by the world's most reputable manufacturers. The battery is further protected with a built-in battery management system with redundant hardware backups for every safety-relevant function. Other cell types, such as inexpensive pouch cells, are susceptible to damage from heat, vibration and the repeated shocks common on boats. Consumer-grade pouch cells also offer less effective protection against short-circuiting and have a shorter overall service life.

### Motor accessories

Like all products from Torqeedo, Travel motors are offered with a full suite of high-tech accessories. It's easy to add a spare battery or a remote throttle for operating the motor from the helm instead of the tiller, or choose the TorqTrac smartphone app. With the optional Bluetooth dongle installed, TorqTrac turns your compatible smartphone into a bright, easy-to-read onboard computer with a number of useful motor and battery readouts. The app is available from the App Store (iOS) or Google Play Store (Android).

TECHNICAL DATA	TRAVEL 603	TRAVEL 1103 C
Input power in W	600	1,100
Propulsive power in W	295	540
Comparable petrol outboard (shaft power)	2 HP	3 HP
Comparable petrol outboard (thrust)	2 HP	4 HP
Maximum overall efficiency in %	49	49
Static thrust in lbs*	44	70
Integrated battery (Li-Ion) in Wh	500, floating	915
Nominal voltage in V	29.6	29.6
Final charging voltage in V	33.6	33.6
Total weight in kg	15.5	17.3 (S) / 17.7 (L)
Motor weight without battery, in kg	11.3	11.3 (S) / 11.7 (L)
Weight of integrated battery, in kg	4.2	6.0
Shaft length in cm	62.5	62.5 (S) / 75 (L)

\* To compare Torqeedo static thrust data with conventional trolling motors, add approximately 50% to the Torqeedo static thrust values.


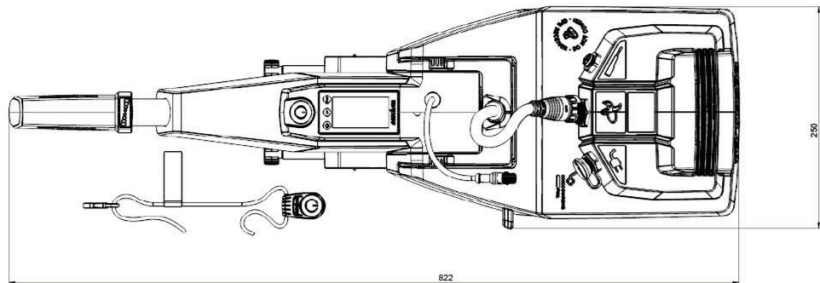
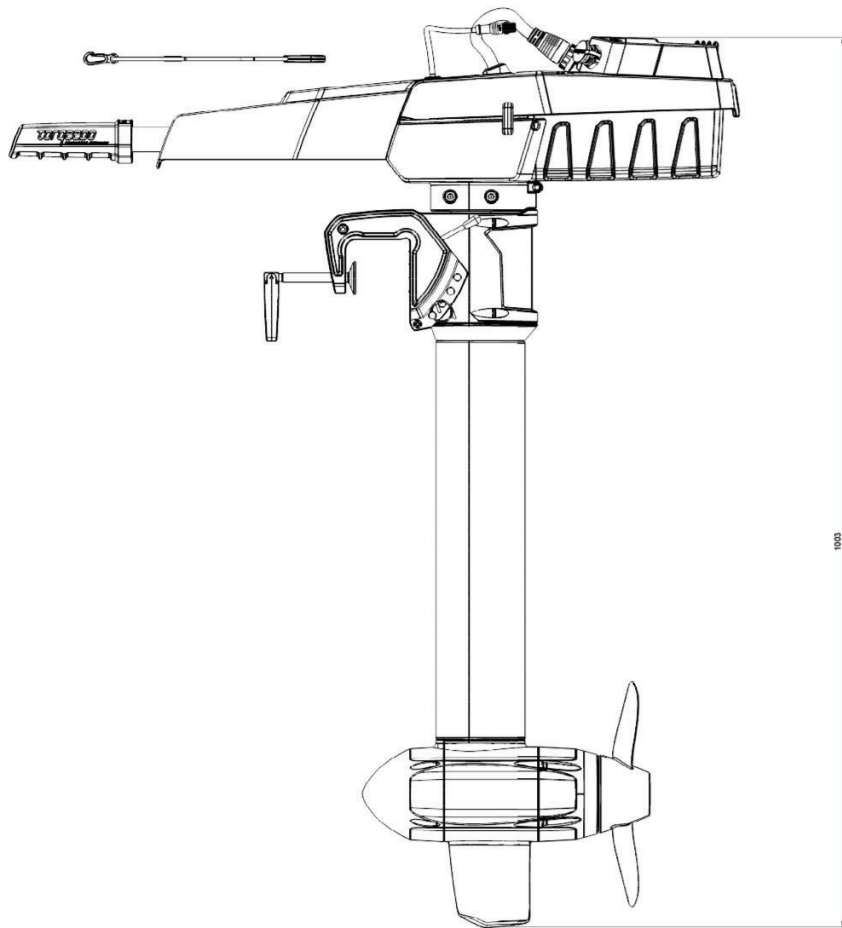


**2HP**  
equivalent

**3HP**  
equivalent

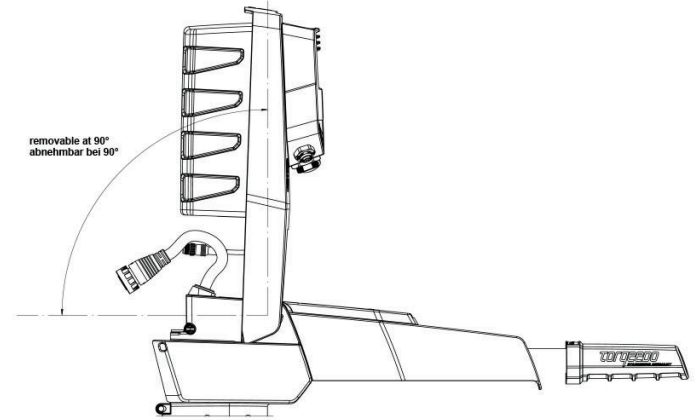
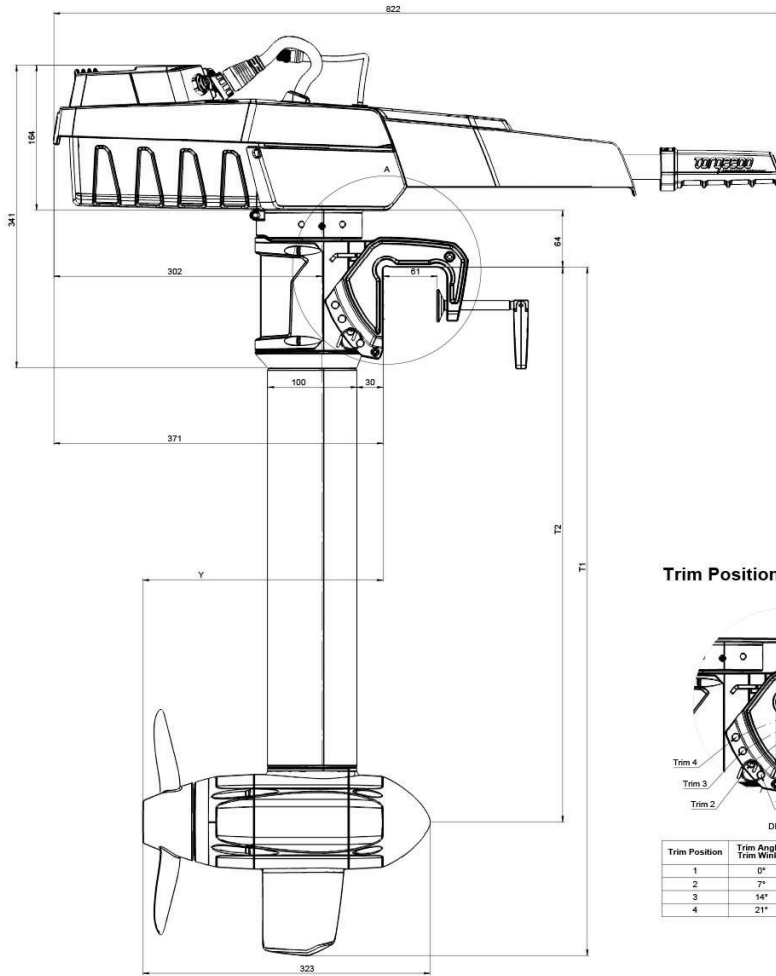
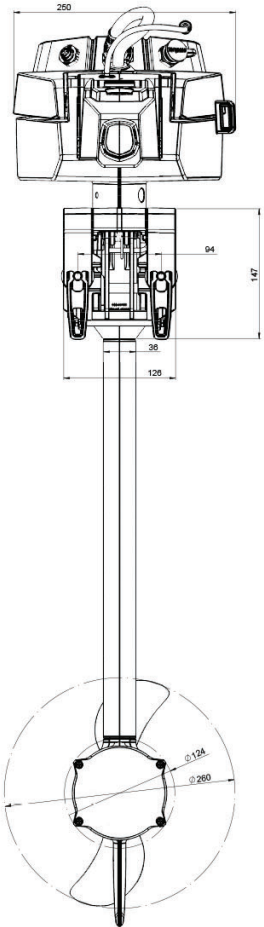
**TORQUEEDO**

Visit us on  
[www.torqueedo.com](http://www.torqueedo.com)

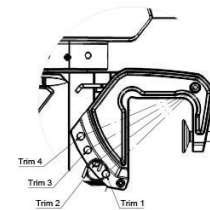


Front View / Frontalansicht

Side View / Seitenansicht



Trim Position / Trim Positionen



Trim Position	Trim Angle / Trim Winkel	T1	T2	Y
1	0°	776	625	271
2	7°	750	619	348
3	14°	713	601	429
4	21°	667	575	505

